

LESSON: Forecasting Through Senses**INSTRUCTOR:** Nichol Lyman**E-MAIL ADDRESS:** nichol.lyman@nebo.edu**DISTRICT:** Nebo**GRADE LEVEL:** Kindergarten**CORE CURRICULUM****Science Standard 2:** Earth and Space Science**Objective 3:** Compare the changes in weather over time.**Learning Goal:** Students will be able to observe weather patterns that occur from day to day**Indicators:**

2. Communication ways weather can affect individuals
3. Describe, predict, and discuss daily weather conditions and how predicting the weather can improve our lives.

Lesson Objective: The students will learn several ways to forecast the weather by themselves without any equipment. They can forecast the weather by using their senses.**Content Connections:** Change is something that happens to many things.**INTRODUCTION****Background Information**

It is important for children and adults to gain an understanding of the weather because of the profound effect that it has on our everyday lives.

The students need to have a basic understanding of what the five senses are. The students also need to be able to know how to dress appropriately for the weather.

To forecast the weather, you can observe the weather using all five of your senses: sight, touch, hearing, smell, and taste.

Note: Review the senses but do not teach them.

LESSON: Forecasting Through Senses

INSTRUCTOR: Nichol Lyman

E-MAIL ADDRESS: nichol.lyman@nebo.edu

DISTRICT: Nebo

GRADE LEVEL: Kindergarten

INVITATION TO LEARN

Launch (10-20 minutes)

Begin this lesson reading the book *What Will The Weather Be?* by Lynda DeWitt. As you read, point out the different senses the people are using throughout the book.

How did the people in the story use sight?

Sight is the easiest sense to use when you forecast. If you look out the window and see rain, then it's raining outside. Sight is very important and useful for forecasting.

How did the people in the story use touch?

Touch is another sense that's easy to use when forecasting. You can feel the sun hitting your face, and you can feel your face get colder when a cloud passes between you and the sun. You use touch when you use the wind to forecast the weather.

How did the people in the story use their hearing to forecast the weather?

Hearing is useful for forecasting the weather. When you hear thunder, you know that a storm is nearby, even if you didn't see the lightning. You can hear the wind blow harder or softer through trees or as it whips around your ears.

Did the people use their sense of smell to help them forecast the weather?

It sounds funny, but your sense of **smell** can help you predict the weather too. When you know it's about to rain, smell the air. Rain has a distinct smell to it. A snowstorm has a distinct smell too. When you smell these aromas in the air, you know what kind of weather is likely to happen.

As for **taste**, you really can't use it to forecast the weather. You can't taste the wind or sunshine. You can taste rain or snow by catching it on your tongue as it falls from the sky, but it won't tell you anything about the weather. And never drink rain water off the ground, or eat yellow snow.

LESSON: Forecasting Through Senses**INSTRUCTOR: Nichol Lyman****E-MAIL ADDRESS: nichol.lyman@nebo.edu****DISTRICT: Nebo****GRADE LEVEL: Kindergarten****INSTRUCTIONAL PROCEDURES****Explore (10 minutes)**

After reading the book, assign one of your students to be the reporter and another student to be the cameraman.

1. The reporter's job is to go outside and predict the weather using his/her senses. Send the recorder out and have the student fill out the recording sheet (see attached blacklines).
2. The cameraman's job is to record using a play camera or an old camera as he/she reports the daily weather to the rest of the class.
3. While the reporter is outside have the other students get out their weather journal and predict what they think the weather will be.
4. Have the reporter come back and forecast to the students what the weather will be today and dress the girl or boy (see attached blacklines) in the kind of clothes they should be wearing when they go outside for recess today.

Discuss (Whole Group Discussion) (5-10 minutes)

1. Ask the students if their prediction was the same as the reporter's.
2. As a class, predict what the weather will be for the next day and fill out the chart.

Solidify (Closure) (10 minutes)

1. Use questioning to solidify learning.
2. How did you know how to dress the girl/boy for recess?
3. What senses did you use to help predict the weather?

LESSON MATERIALS

- Weather journal for each student
- Pencils
- Rubber bands
- Crayons
- Dry erase markers
- Camera
- Microphone
- Weather forecasting chart
- Reporters recording sheet
- Children with clothes blacklines

LESSON: Forecasting Through Senses**INSTRUCTOR:** Nichol Lyman**E-MAIL ADDRESS:** nichol.lyman@nebo.edu**DISTRICT:** Nebo**GRADE LEVEL:** Kindergarten**ASSESSMENT SUGGESTIONS**

- A great assessment will be students' weather journals – this is an ongoing assessment to be used every day.
- Did they dress the girl/boy appropriately?
- Did they fill out the recording sheet correctly?

POSSIBLE EXTENTIONS/ADAPTATIONS/INTEGRATION

- For your higher-level thinkers, have them predict what the weather will be all week long and record their predictions in their weather journals. As the days pass, have them see if their predictions were correct and explain why if they weren't. Ask the students questions like, "What made you think it was going to snow today and not tomorrow?" or "Why would you predict that it would be sunny all week?"
- For students who have a hard time thinking past today, have them write down what they think the weather will be that afternoon.
- If students struggle with writing, have them draw pictures of what they think the weather will be instead of words.
- Math integration: Have them record daily what the weather is on a weekly graph and have a discussion of what they found out at the end of the week.

FAMILY CONNECTIONS**Assignments to do with parents:**

Send home the following two stories on Monday and Thursday!(see attached blacklines)
Have the children take this home and have their parents help answer the questions!

Monday:

With the weather radio dead, your family has a problem. They have lots of activities planned for this weekend, like hiking and canoeing. How are they going to know if the weather will be nice when they go hiking, or when a storm may appear?

Thursday :

Hope you remember your lesson about senses forecasting, because now you're going to need it! Your brother wants to go canoeing this afternoon, and wants to know if it's going to rain. He wants you to use your senses forecasting lesson to see if the weather will stay nice this afternoon. And if you don't get it right, he's going to make you use your sense of taste to eat dirt.

LESSON: Forecasting Through Senses

INSTRUCTOR: Nichol Lyman

E-MAIL ADDRESS: nichol.lyman@nebo.edu

DISTRICT: Nebo

GRADE LEVEL: Kindergarten

So you use your senses forecasting lessons to see what the weather will be. With your sight, you see dark clouds that are covering the sky in the distance. With your sense of touch, you feel a warm wind coming from the south. With your sense of hearing, you hear a dull rumbling off in the distance.

So what do you tell your brother?

ADDITIONAL LESSON ACTIVITIES

Thunder Cake Activity:

1. Read the book *Thunder Cake* by Patricia Polacco (ISBN: 0-698-11581-3).
2. After reading the book, talk about thunder. Have a fun discussion about how we know how far away the thunder is by counting between each thunder sound.
3. Then say, "It thundered last night, while you were sleeping, so I made a thunder cake so when you hear thunder in the future you don't have to be scared."

"It Looked Like Spilt Milk" Activity:

Materials:

Blue construction paper

White computer paper

Pencil

1. Read the book, *It Looked Like Spilt Milk* by Charles G. Shaw (ISBN: 0-590-42875-6).
2. Have the students draw a picture of anything that they want on the white piece of paper, and have them tear it out instead of using scissors.
3. Glue the white "creation" on the blue paper and then have the student write, "It looked like spilt milk but it was really _____." This is a great writing connection.

"Cloudy with a Chance of Meatballs" Writing Activity:

1. Read the book, *Cloudy with a chance of Meatballs* by Judi Barrett, (ISBN: 0-590-30384-8).
1. Have the student write "Cloudy with a chance of _____" and have them write and illustrate what they would like to see fall from the sky.

LESSON: Forecasting Through Senses

INSTRUCTOR: Nichol Lyman

E-MAIL ADDRESS: nichol.lyman@nebo.edu

DISTRICT: Nebo

GRADE LEVEL: Kindergarten

RESOURCES: BOOKS, MEDIA, ARTICLES, WEB SITES, AND ORGANIZATIONS

BOOKS



What Will the Weather Be?, by Lynda DeWitt, ISBN-13: 978-0-06-445113-0

What's the Weather? With Fun Flaps to Lift and Wheels to Turn, by Scholastic, ISBN-13: 978-0-545-02599-7

Thunder Cake, by Patricia Polacco, ISBN: 0-698-11581-3

It Looked Like Spilt Milk, by Charles G. Shaw, ISBN: 0-590-42875-6

Cloudy with a Chance of Meatballs, by Judi Barrett, ISBN: 0-590-30384-8

MEDIA

www.theweathernetwork.com

www.ideum.com/spaceweather/

mediamatters.org/research/201002090032

www.businessandmedia.org/articles/2010/20100104141202.aspx

www.wunderground.com/US/PA/Media.html

ARTICLES

www.sciencedaily.com/articles/earth.../weather/

www.sciencedaily.com/articles/.../severe weather/

weather.about.com/cs/a.htm

weather.about.com

LESSON: Forecasting Through Senses

INSTRUCTOR: Nichol Lyman

E-MAIL ADDRESS: nichol.lyman@nebo.edu

DISTRICT: Nebo

GRADE LEVEL: Kindergarten

WEB SITES

www.proteacher.com/110022.shtml

weathereye.kgan.com/

lessonplancentral.com/lessons/Weather/



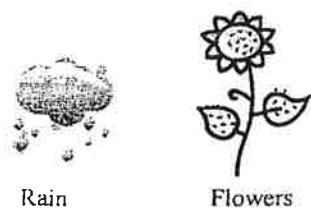
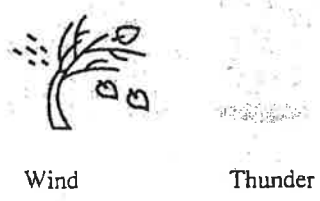
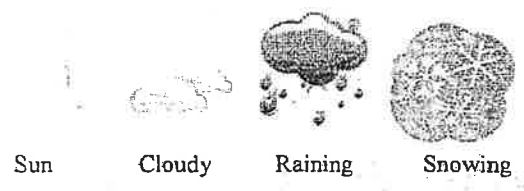
www.teachingheart.net/weather.htm

ORGANIZATIONS

National Science Teachers Association

American Association for the Advancement of Science

Reporters Checklist



“Welcome to the Kindergarten Weather
Forecast”

My Name is (Students name).

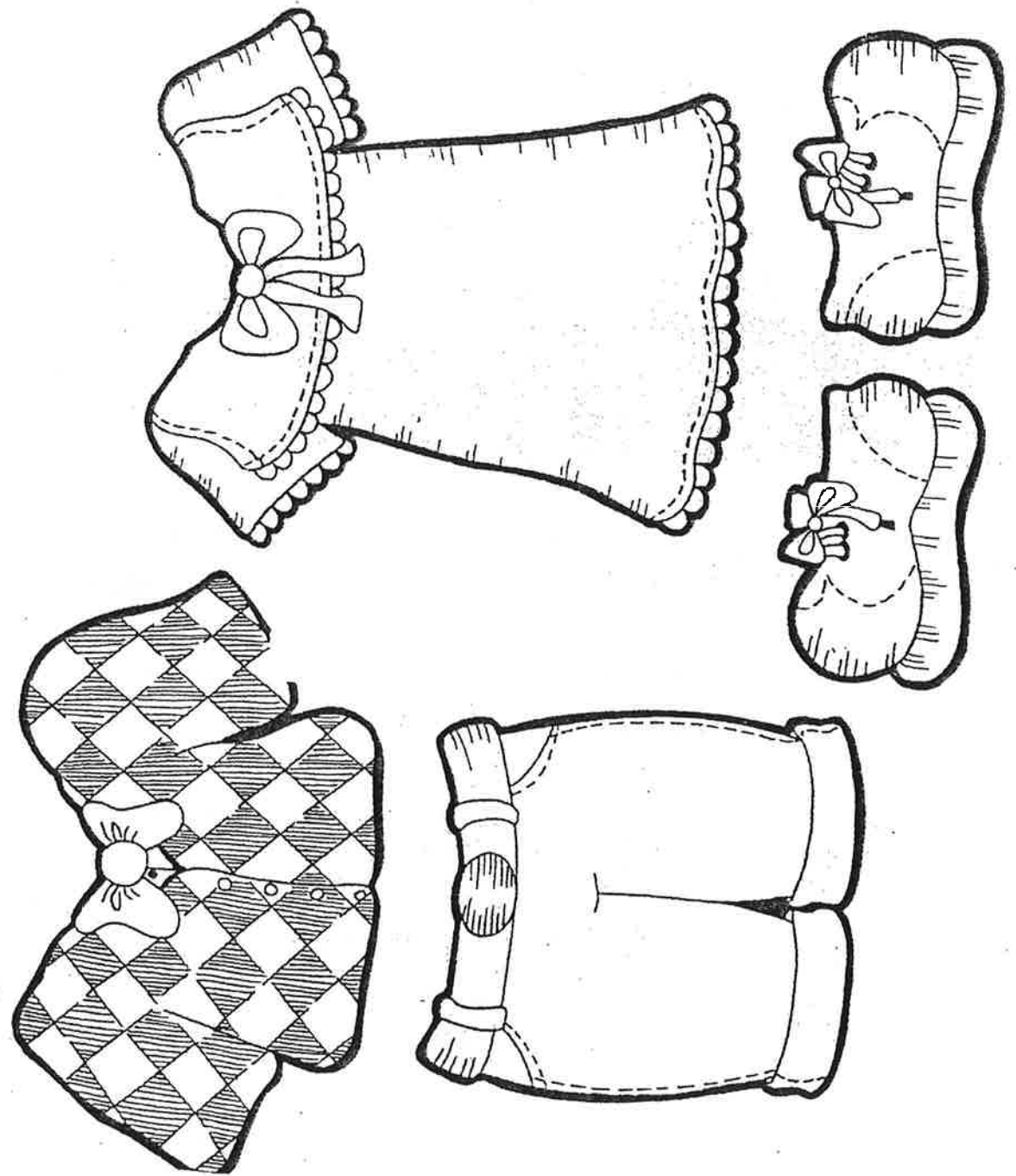
Today’s weather is _____

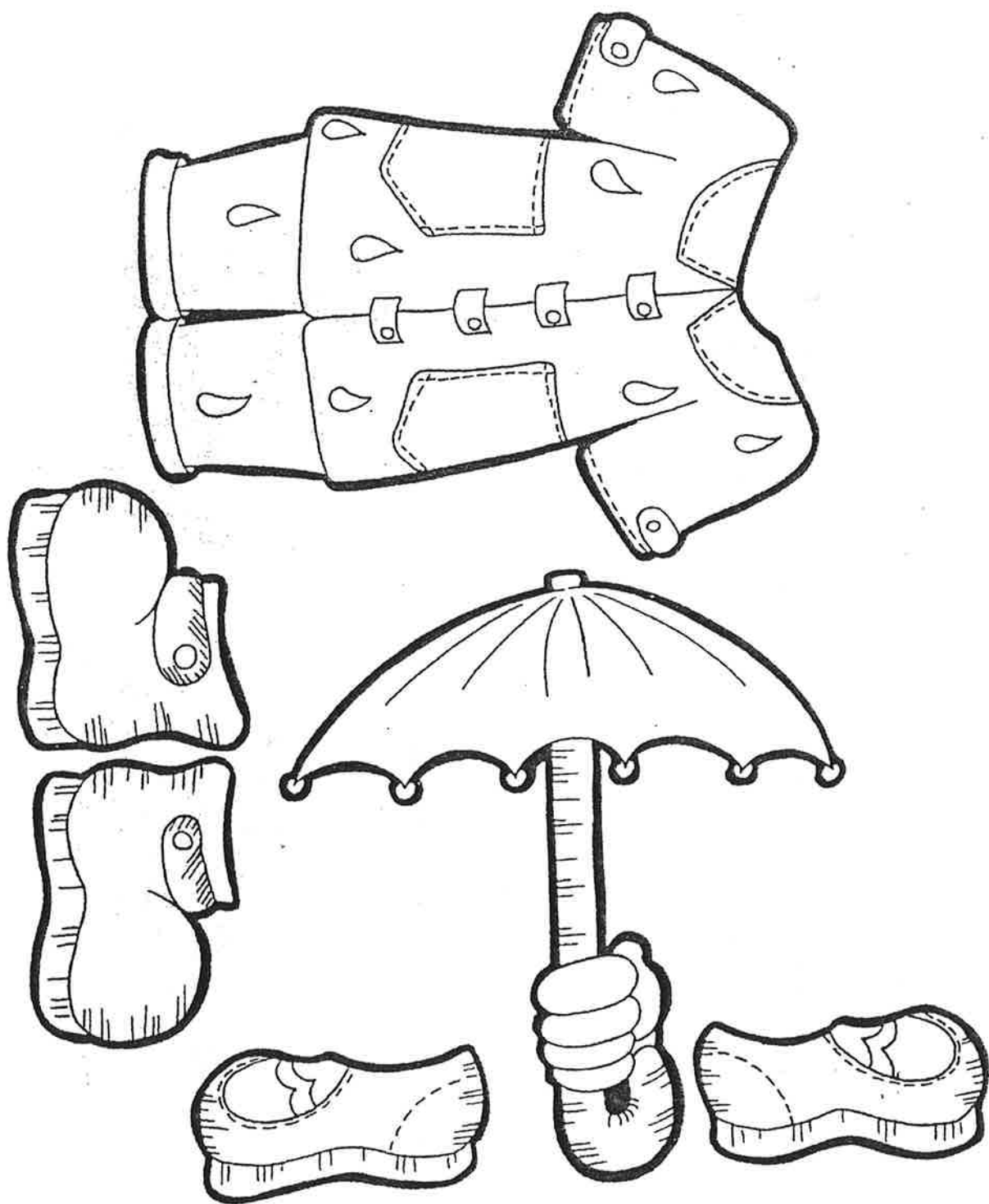
I will predict that the weather tomorrow will
be _____.

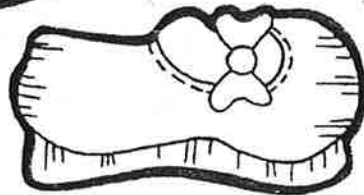
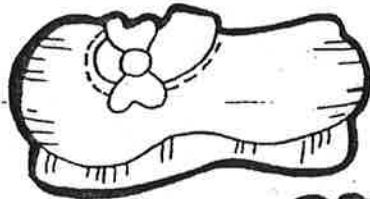
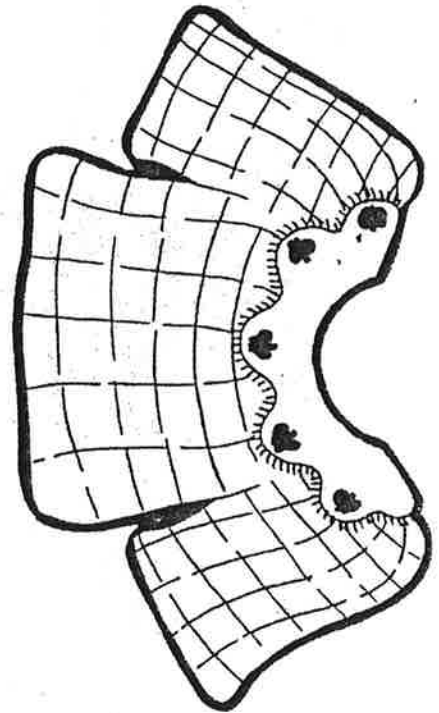
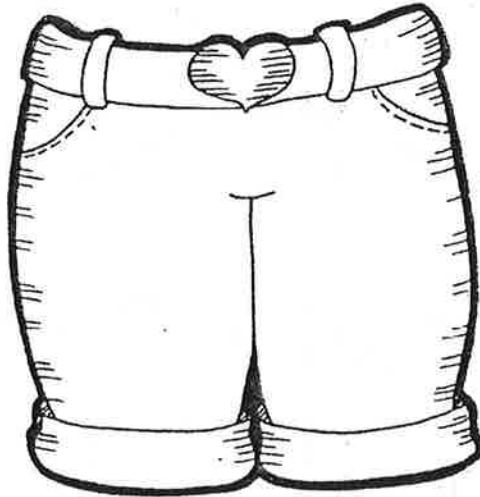
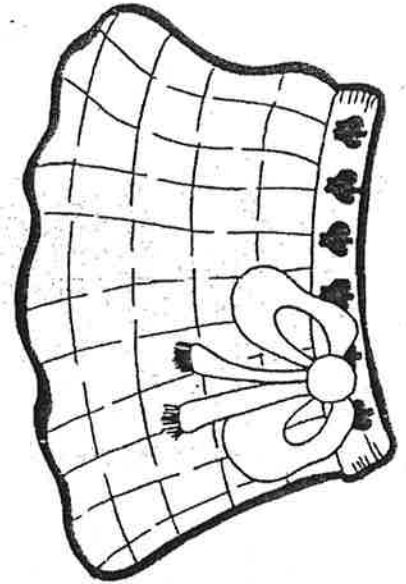

You will need to make sure you dress
_____ for recess today.


This has been the Kindergarten Weather
Forecast for (date)_____.

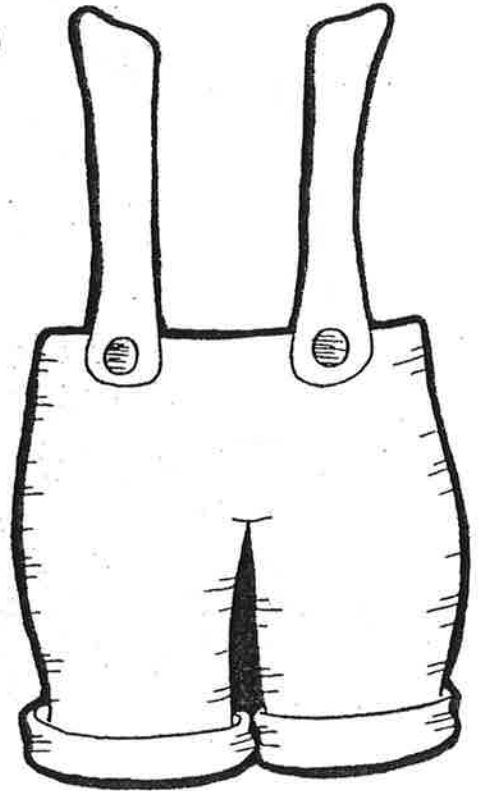
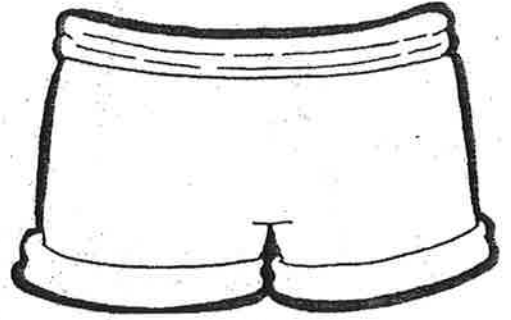
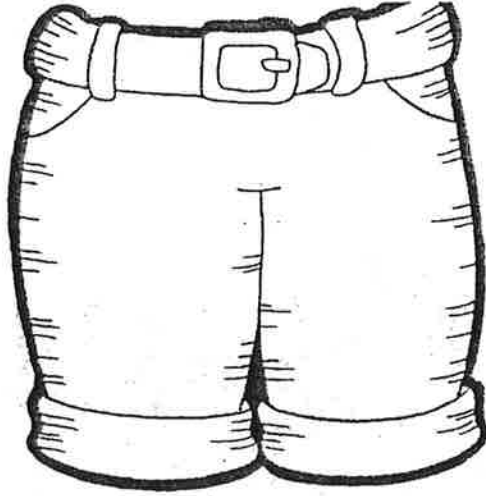
Thank you and have a nice day!















Cloudy with a chance of...

